

BOSTON LANDING RESTAURANT + RETAIL OPPORTUNITIES



PROJECT ORIENTATION

 boston_landing  bostonlanding1

Boston Landing is a mixed-use project parallel to the Mass Pike, consisting of approximately 1.76MSF and located just minutes from Downtown Boston.

The development is home to New Balance's HQ, the Boston Bruins and Celtics practice facilities, 750,000 SF of office/lab, 295-residential units and over 80,000 SF of retail at Boston Landing. The TRACK at new balance has a capacity for a 5,000 spectator sports venue, and the Roadrunner Live Music Venue, operated by The Bowery Presents, hosts up to 3,500 people.



9,500

residents living within
a 1/2 miles radius




2,000

businesses within
a 1-mile radius



9,400

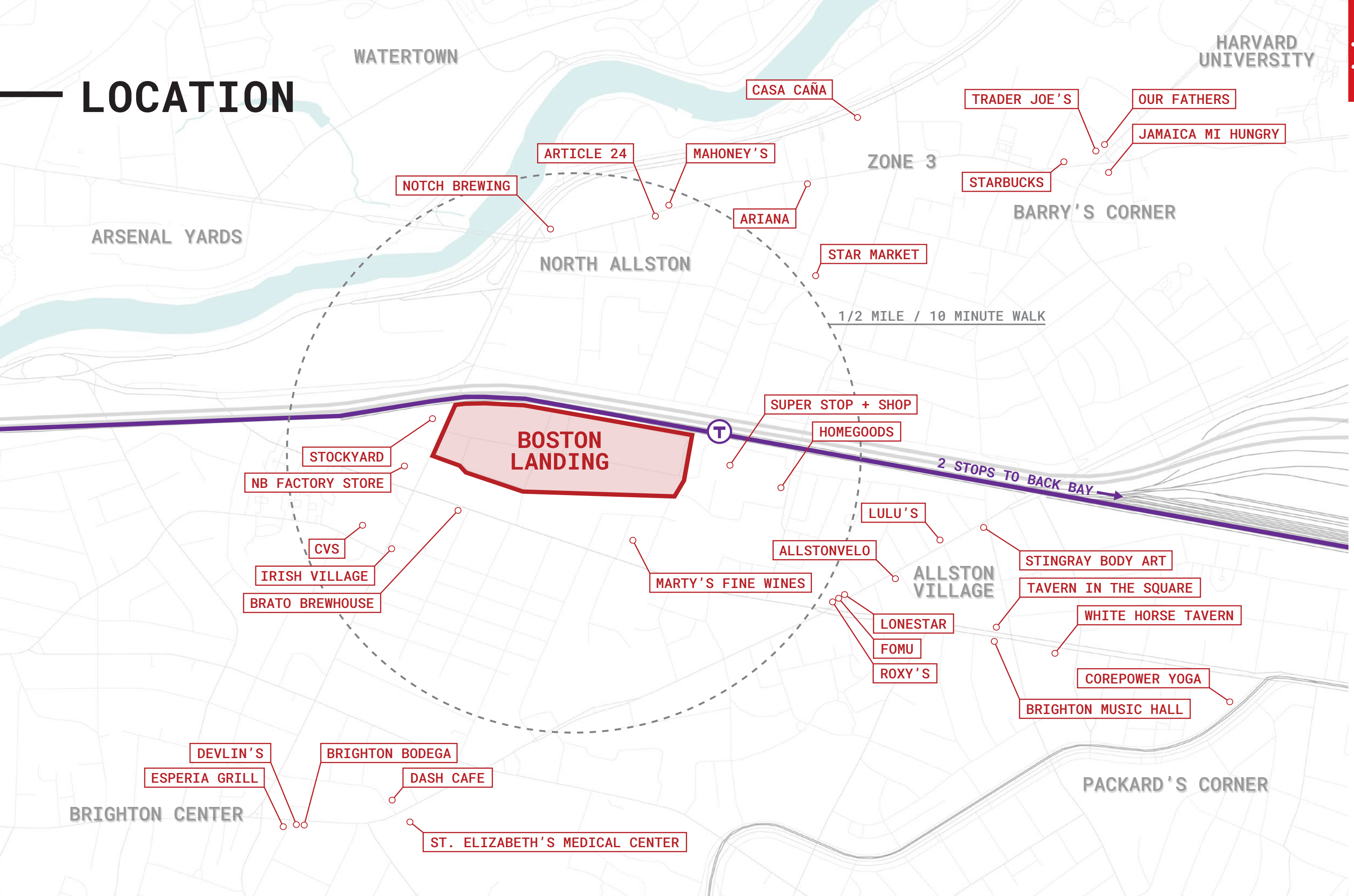
employees within
a 1/2 mile radius



19,000

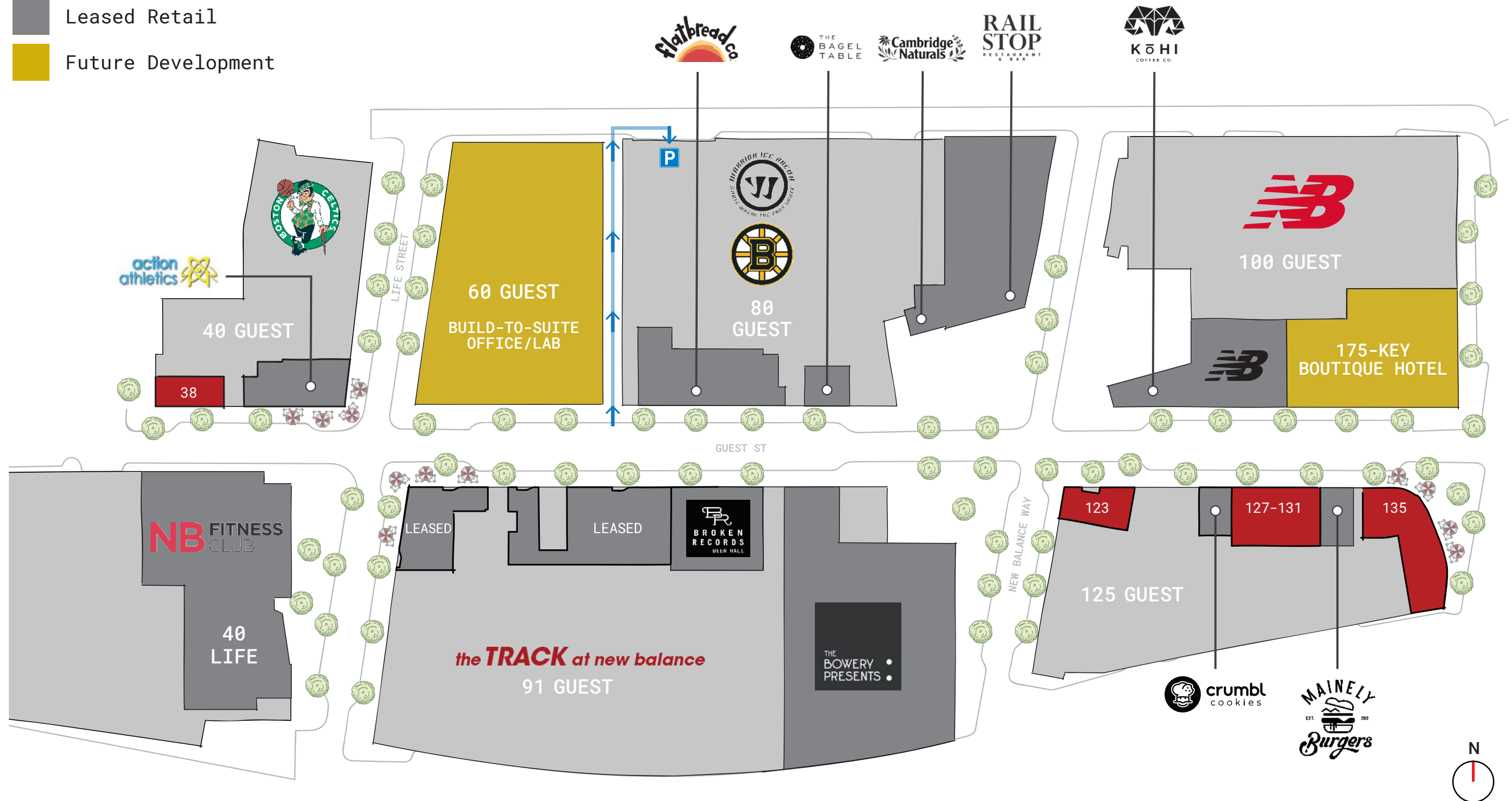
daily Purple Line
ridership

LOCATION



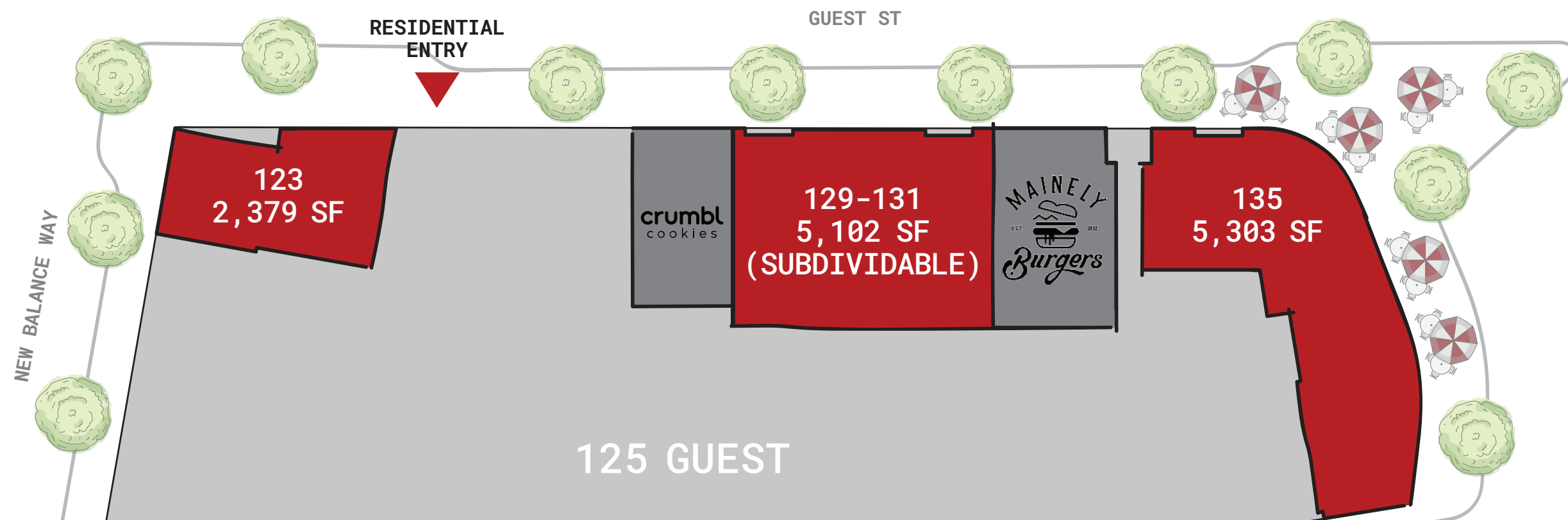
SITE PLAN

- Retail Available Now
- Leased Retail
- Future Development



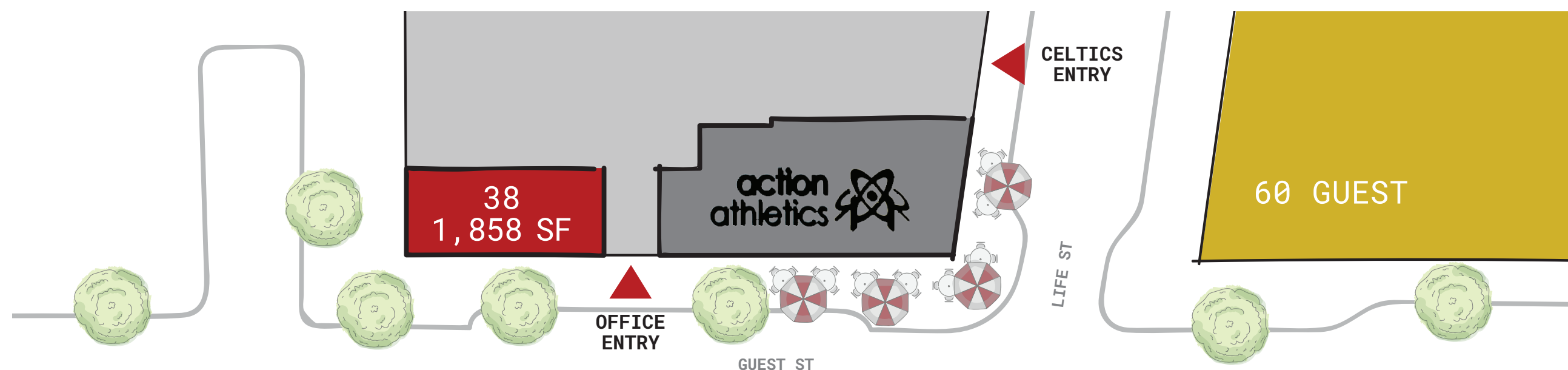
— LANTERA: 125 GUEST ST

Lantera includes 295 luxury residential units above a podium of approximately 16,500 sf of ground floor retail. The retail space is located directly across from the New Balance World Headquarter building and New Balance Flagship store. Retail opportunities range from approximately 1,000-6,700 sf with ability to accommodate a variety of F&B, services and retail uses.



AUERBACH CENTER: 40 GUEST ST

40 Guest Street is a 135,000 sf building that is home to the Celtics Practice and Training Facility and includes 84,000 sf of lab innovation space occupied by Smart Labs. Two spaces making up approximately 5,600sf of retail line the ground floor of the building and are located across the street from the recently renovated state-of-the-art NB Fitness Club. Retail opportunities range from approximately 1,800-3,800sf.



LET'S TALK

Ownership is seeking a dynamic mix of local restaurants, services and retail to populate the remaining ground floor space at Boston Landing. With just over 40,000 square feet of retail space between Lantera, the Auerbach Center, and the TRACK at new balance, there is the ability to accommodate many different use types to satisfy the growing needs of the local community.

Dave Downing
dave@graffito.com
617.401.2871

Angela VanArsdale
angela@graffito.com
978.766.5142

Jesse Baerkahn
jesse@graffito.com
617.669.6171

